

AUTOMATIC DOOR CO.

Div. of ZAC Enterprises, Inc.

Brittany Collection

The Brittany Collection is a semi- custom solid wood paint grade or stain grade garage door. The door is made using traditional Stile & Rail Construction in a three layer design with true divided lites.

Paint grade doors are constructed with an engineered lumber core with clear Cypress stiles and rails with flat Marine plywood or Extira® “V” groove panels.

Stain grade doors are constructed with an engineered lumber core with clear Spanish Cedar stiles, rails and panels with “V” groove or beaded design. A hardwood plywood facing finishes the door’s interior.

Door Specs:

Paint or Stain Grade

Thickness 2-1/6”

Windows - true-divided

Insulation – 1/2” to 3/4” polystyrene



AUTOMATIC DOOR CO.

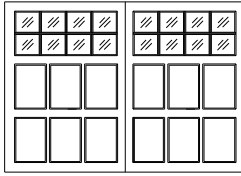
100 Corporate Drive Unit B-107 Trumbull, CT 06611 (203) 261-3310

www.automaticdoorco.com

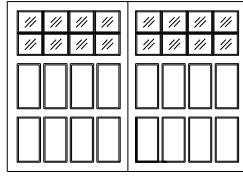
7' High 3 Section Door Sample Drawings

Swing Look Design:

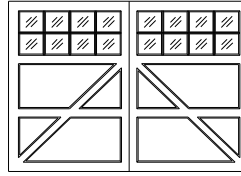
Flat Panel



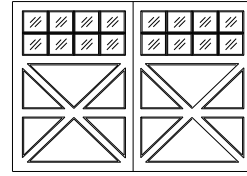
SW-16L-6FP



SW-16L-8FP

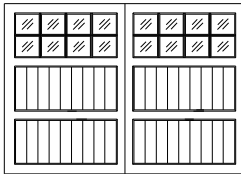


SW-16L-2FP-ZB

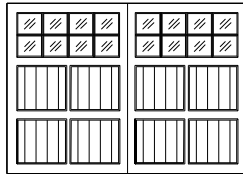


SW-16L-2FP-XB

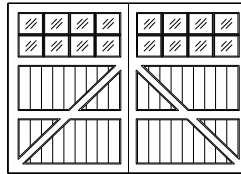
V Groove Panel



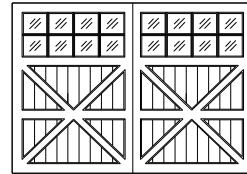
SW-16L-2VP



SW-16L-4VP



SW-16L-2VP-ZB

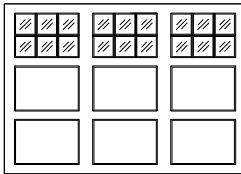


SW-16L-2FP-XB

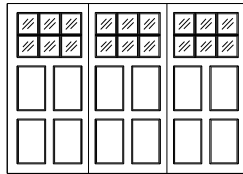
7' High 3 Section Door Sample Drawings

Tri-Fold Look Design:

Flat Panel

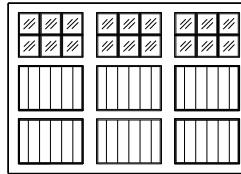


TF-18L-3FP




TF-18L-6FP

V Groove Panel




TF-18L-3VP



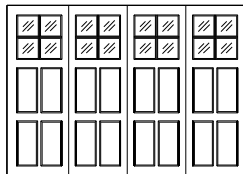
TF-18L-6VP

Bi-Fold Look Design:

Flat Panel

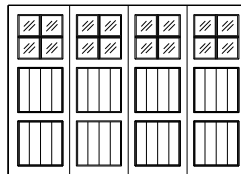


BF-16L-4FP

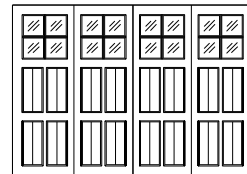


BF-16L-8FP

V Groove Panel



BF-16L-4VP




SW-16L-2FP-XB


8' High 4 Section Door Sample Drawings

Swing Look Design:


Flat Panel




SW-16L-6FP



SW-16L-8FP

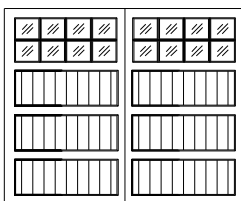


SW-16L-2FP-ZB

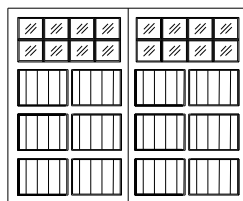


SW-16L-2FP-XB

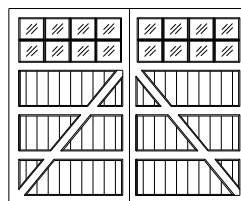
V Groove Panel




SW-16L-2VP



SW-16L-4VP



SW-16L-2VP-ZB



SW-16L-2FP-XB